

Committee	Dated:
City Bridge Trust	26 th November 2015
Subject: Grants Applications Summary Report	Public
Report of: Chief Grants Officer	For Information

Summary

The Grants Applications Summary Report usually forms part of the Chief Grants Officer's Progress Report. Due to an unforeseen staff emergency it was not possible to include it in that report as usual. As explained in paragraph 22 of that report, the Grant Applications Summary is being sent separately as a late paper.

Recommendation

Members are asked to:

- Receive this report and note its contents.

Main Report

Grant Applications Summary

1. Your meeting today will consider 41 applications, including 19 grant recommendations and 8 grants to be noted as approved by delegated authority, for a total recommended sum of £2,551,673. If all recommendations are approved you will have spent 65% of the total budget which is on target. The implications of today's recommendations are shown in Table 1 against the grants budget for 2015/16.
2. Your grants budget was increased by £3,000,000 at the Court of Common Council in July 2015. Table 1 shows how this has been allocated to the core grants budget and additional funding schemes. Annex 1 shows a breakdown of spend against the entire £3m.

Table 1: Overall spend against 2015/16 budget

	Grants budget	Grants spend	% spend of annual budget
Core 2015/16 Investing in Londoners grants budget			
Original Grants Budget	£14,950,000		
20th anniversary budget uplift (20%)	£600,000		
Write-Backs & Revocations	£147,177		
Carry forward (reported Sept 15)	£618,000		
Total Budget Available	£16,315,177		
Previous Committee meetings			
May 2015		£2,068,625	13%
July 2015		£3,280,505	20%
September 2015		£2,668,975	16%
Sub-total approved spend		£8,018,105	49%
Remaining budget	£8,297,072		
Today's recommendations			
November 2015		£2,551,673	16%
Total annual spend		£10,569,778	65%
Remaining budget	£5,745,399		
Additional funding streams			
Anniversary programme: employability (20th anniversary budget uplift (40%))			
Budget	£1,200,000		
Spend at previous meetings		£0	
Recommended spend today		£0	
Total spend		£0	
Balance	£1,200,000		
Anniversary programme: infrastructure support (20th anniversary budget uplift (40%))			
Budget	£1,200,000		
Spend at previous meetings		£350,000	
Recommended spend today		£0	
Total spend		£350,000	
Balance	£850,000		
Annual funding for Prince's Trust funding (agreed Oct 14)			
Budget	£1,000,000		
Total spend		£1,000,000	
Balance	£0		

3. Table 2 shows the grant awards you have made this financial year under Investing in Londoners and today's recommendations by programme. Charts 1 and 2 show the proportion of grants awarded for each programme by number of grants and value of grants respectively^{1 2}.

Table 2: Investing in Londoners awards and recommendations by programme

Fund/Program	Number of grants			Value of grants		
	Year to date	Today	Total	Year to date	Today	Total
English for Speakers of Other Languages	£0	£97,340	£97,340	0	2	2
Improving Londoners' Mental Health	£1,175,880	£197,950	£1,373,830	12	2	14
Improving London's Environment	£758,400	£54,000	£812,400	7	1	8
Making London More Inclusive (ex. Access Audits)	£1,114,050	£550,000	£1,664,050	14	6	20
Making London Safer	£159,500	£0	£159,500	2	0	2
Older Londoners	£631,000	£0	£631,000	9	0	9
Reducing Poverty	£961,500	£309,800	£1,271,300	9	3	12
Resettlement and Rehabilitation of Offenders	£521,520	£75,000	£596,520	5	1	6
Stepping Stones	£701,600	£0	£701,600	17	0	17
Strengthening London's Voluntary Sector	£620,340	£138,500	£758,840	6	2	8
Strategic Initiatives	£1,005,830	£1,115,000	£2,120,830	14	5	19
Arts Apprenticeships	£16,000	£4,000	£20,000	7	1	8
Eco-audits	£17,800	£6,600	£24,400	8	2	10
Access Audits	£4,685	£3,483	£8,168	3	2	5
Grand total	£7,688,105	£2,551,673	£10,239,778	113	27	140

¹ The table and charts exclude Partnership Programmes - Hardship fund for which £330k was awarded as a lump sum to one organisation to distribute. Additional funding streams are considered separately in Annex 1.

² Making London More Inclusive excludes access audits which are shown separately.

Chart 1: % Investing in Londoners grants awarded by outcome area this financial year (by number of grants)

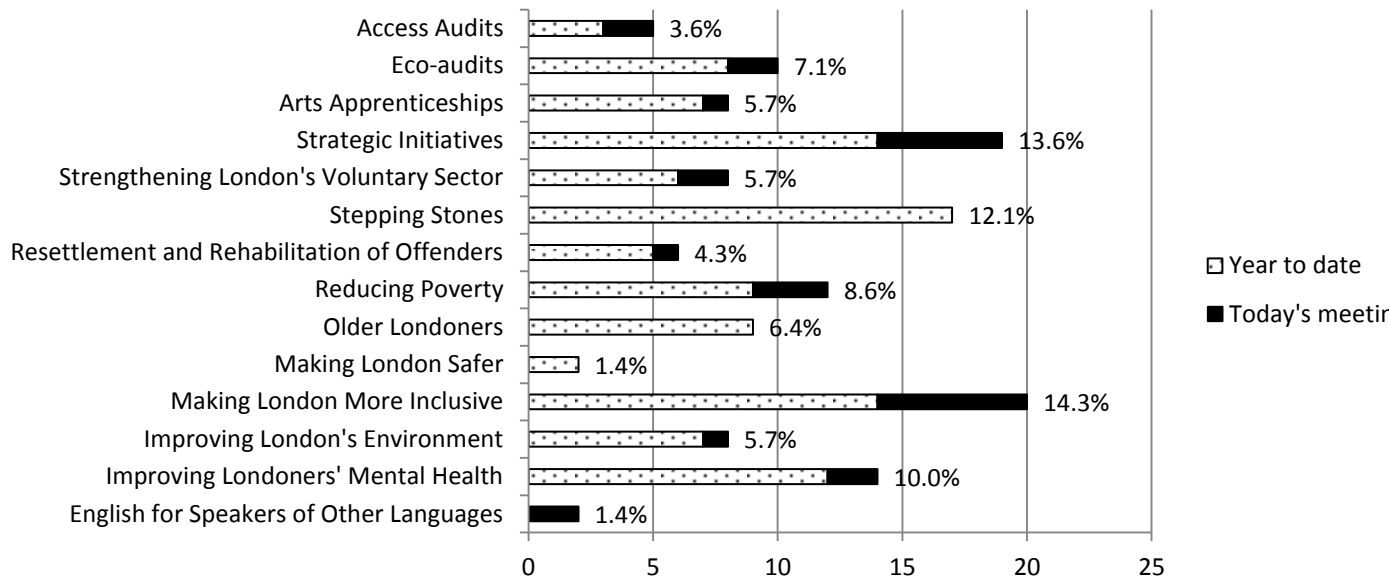
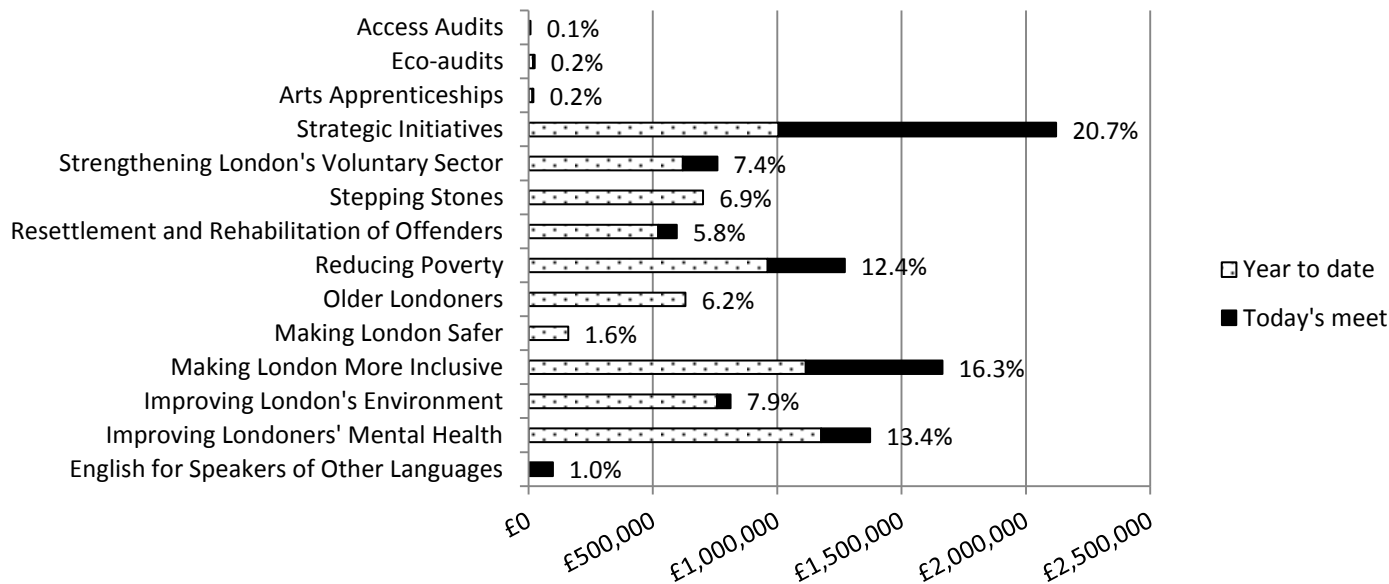


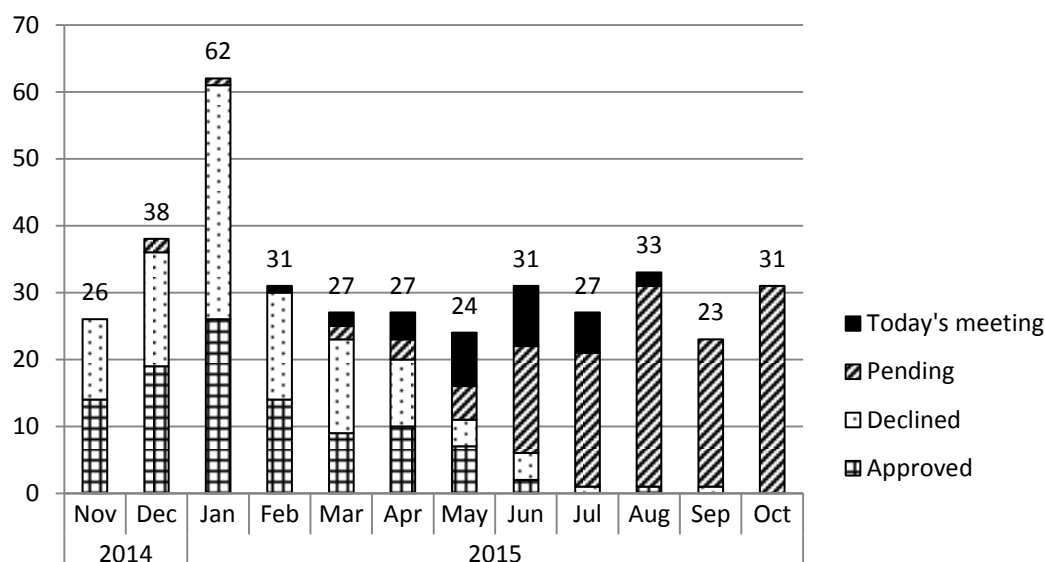
Chart 2: % Investing in Londoners grants awarded by outcome area this financial year (by grant amount)



4. In previous Committee papers I have mentioned the small number of awards made under your ESOL and Making London Safer programmes.

5. This year's first ESOL grant is reported in today's papers as approved by delegated authority and another has been recommended for a grant at today's meeting. The programme has had a relatively low application rate which may in part be due to the focused nature of this programme, but is also likely to be due to your requirement that organisations are suitably qualified and experienced. It is proposed to promote the ESOL programme through relevant networks in an effort to increase application levels.
6. Making London Safer also receives a relatively low number of applications. It is important that only organisations with the right skills and experience are funded under this specialist programme. In this case small numbers of grants of high quality will have a larger impact.
7. Chart 3³ ⁴ shows the flow of applications received over the last year and action taken, allowing any seasonal variations to be seen.

Chart 3: Investing in Londoners applications received and action taken in the last 12 months



	2014		2015									
	Nov	Dec	Jan	Feb	Mar	Apr	May	Jun	Jul	Aug	Sep	Oct
Grand Total	26	38	62	31	27	27	24	31	27	33	23	31
Today's meeting	0	0	0	1	2	4	8	9	6	2	0	0
Pending	0	2	1	0	2	3	5	16	20	30	22	31
Declined	12	17	35	16	14	10	4	4	1	0	1	0
Approved	14	19	26	14	9	10	7	2	0	1	0	0

8. Over the last year 380 applications have been received for the Investing in Londoners programmes. 102 applications have been approved and 132

³ This table excludes partnership programmes - hardship funds and strategic initiatives which are solicited rather than open programmes. Additional funding streams are considered separately in Annex 1.

⁴ The 'today's meeting' category does not include applications which have already been approved by delegated authority.

declined (the remainder are pending). The spike in applications seen in January 2015 is caused by the closing date for the first round of the Stepping Stones Fund. Otherwise applications are fairly evenly spread across the year, which is comparable to previous years.

9. Against this background context, officers are asking you to consider 41 applications. Of these 19 are tabled to Committee for decision and 8 are reported, having been approved under the scheme of delegations. A further 11 are recommended for rejection and 3 have been withdrawn by applicants (see Table 3).

Table 3: Action to be taken on applications today

Action to be taken	Number	Amount
Investing in Londoners applications		
Applications recommended for grant to Committee	19	£2,486,450
Funding approved by delegated authority up to £10,000 (to note)	6	£19,083
Funding approved by delegated authority from £10,001 - £25,000 (to note)	2	£46,140
Funding approved by delegated authority from £25,001 - £50,000 (to note)	0	£0
Applications recommended for rejection	11	n/a
Withdrawn applications (to note)	3	n/a
Applications lapsed (to note)	0	n/a
Total Investing in Londoners applications	41	£2,551,673
Additional funding stream applications	0	£0

Annex 1

20th anniversary budget uplift			
Funding stream	Budget	Spend (including today's recommendations)	% spend of budget
Core 2015/16 grants budget (20%)	£600,000	£0	0%
Strategic programme: employability – young disabled people and mental health (40%)	£1,200,000	£0	0%
Strategic programme: infrastructure support (40%)	£1,200,000	£350,000	29%
Total budget	£3,000,000		
Total spend		£350,000	12%
Balance	£2,650,000		

Jemma Grieve Combes

Grants Officer

T: 020 7332 3174

E: jemma.grievcombes@cityoflondon.gov.uk